

Guideline for the Market Pricelist

Column A:

- Number 1 & 2: The ParaBrazed model.
- Number 3 & 4: Number of plates.
- 2 last letters: Connection code.

Column B:

- OLC: Item no. for thermal "Low" plates. 45° angels.

Column C:

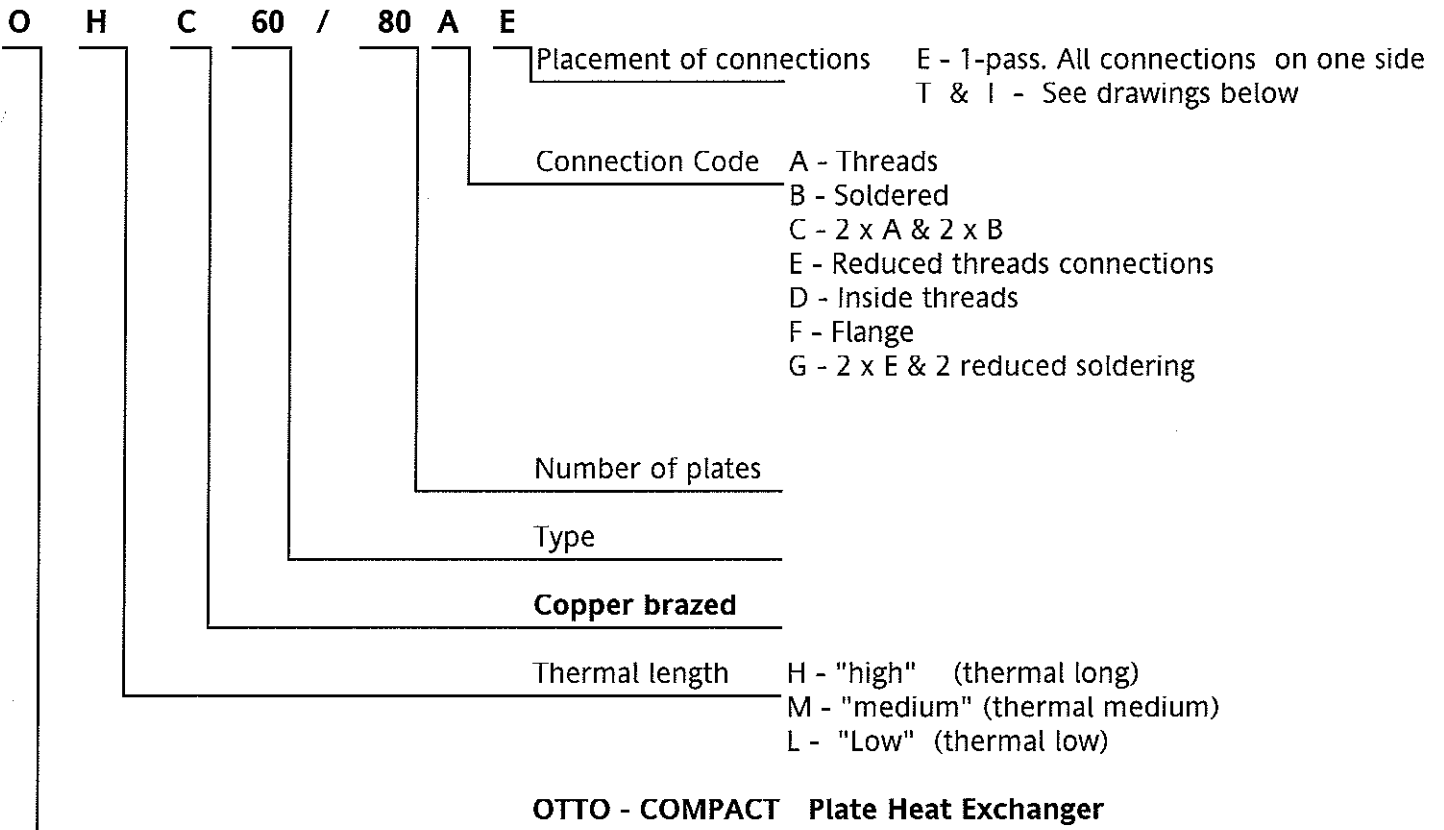
- OMC: Item no. for thermal "Medium" plates. 30° + 45° angels.

Column D:

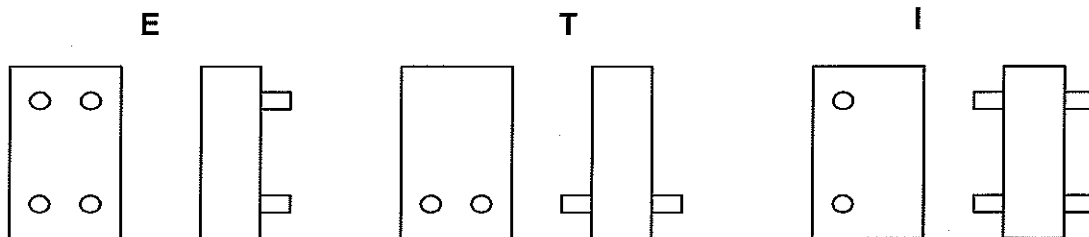
- OHC: Item no. for thermal "High" plates. 30° angels.

Ex. of correct name of a APV Parabrazed: OHC60/80AE

"OHC" is column D and "60/80AE" is column A.

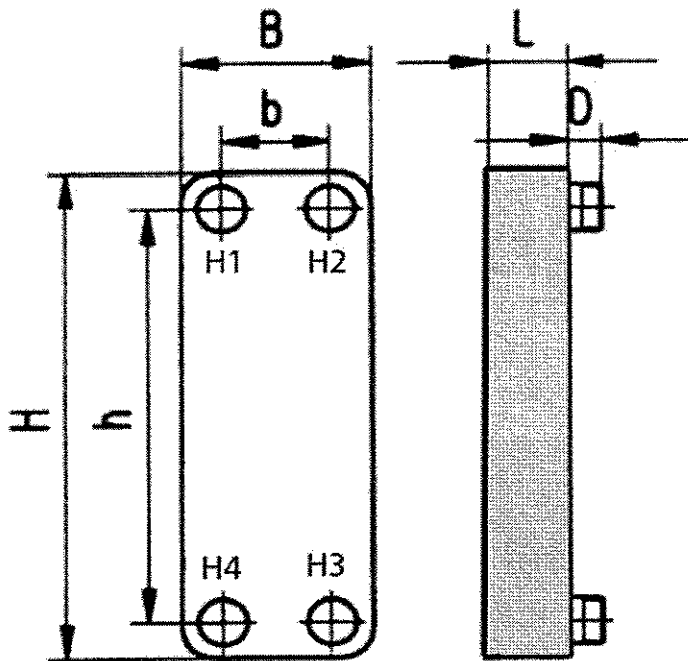


Placements of connections:



APV ParaBrazed Measurements:

Type:	B	H	b	h/h	D	L	Weight empty	Vol/channel
	mm	mm	mm	mm	mm	mm	kg	Ltr
O..12	73	189	40	154	20	7+(2,2xN)	0,68+(0,045xN	0,0164
O..15	73	202	42	172	26	7+(2,3xN)	0,7+(0,044xN	0,026
O..30	106	306	50	250	28	7+(2,2xN)	1,61+(0,091xN	0,052
O..35	124	337	69	281	28	7+(2,3xN)	2,7+(0,16xN	0,079
O..60	124	532	69	476	19,5	7,5+(2,3xN)	3,5+(0,2xN	0,126
O..70	152	452	72	372	50	9+(2,35xN)	4,72+(0,24xN	0,17
O..85	271	532	198	460	50	7+(2,3xN)	7+(0,42xN	0,283
O..100	184	605	92	520	50	7+(2,4xN)	7,2+(0,42xN	0,203
O..300	362	987	214	860/815	90	18+(2,8xN)	52,5+(1,26xN	0,66



Guideline for ParaBrazed Connections:

Type:	Type Connections:								
ParaBrazed	EE	AE	AI	AT	BE	CE	DE	FE	GE
O...C12	-	3/4"	3/4"	-	-	-	-	-	-
O...C15	-	3/4"	-	-	18mm	3/4" - 16mm (5/8")	-	-	-
O...C30	3/4"	1"	-	1"	-	1" - 22mm (7/8")	1/2"	-	3/4" - 18mm
O...C35	1"	1 1/4"	-	-	-	1 1/4" - 35mm (1 3/8")	-	-	-
O...C60	1"	1 1/4"	-	-	-	1 1/4" - 35mm (1 3/8")	-	-	-
O...C70	-	1 1/2"	2"	-	-	1 1/2" - 41mm (1 5/8")	-	-	-
O...C85	-	2"	-	-	60,8mm	2" - 54mm (2 1/8")	-	DN50	-
O...C100	-	2 1/2"	-	-	-	2 1/2" - 67mm (2 5/8")	-	-	-
O...C300	-	-	-	-	-	DN100 - DN65	-	DN100 - DN65	-